

Finnish museums 2022: Facts and Figures

In Finland there are **151** professionally managed (administrative unit) that maintain **326** museum sites.

Finnish museums received a total of **6.9 million** museum visits.

Museum visits increased by **57 %** compared to the previous year.

The proportion of free visits of the total visitor count was **43 %**.

In relation to the population of Finland, the number of museum visits per inhabitant was **1.2**.

The five most popular museum sites:

Helsinki City Museum: **240,495** visits

Amos Rex: **227,760** visits

Museum of Contemporary Art Kiasma: **222,697** visits

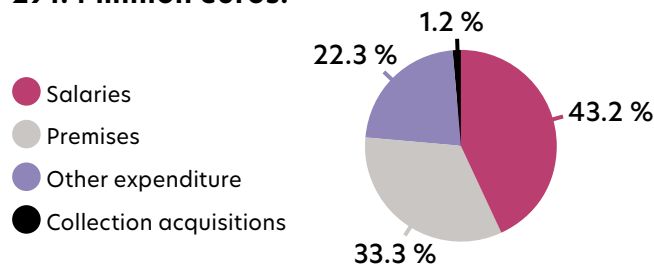
Finnish Museum of Natural History: **210,905** visits

National Museum of Finland: **181,088** visits

The average number of visits per museum site was

22,190

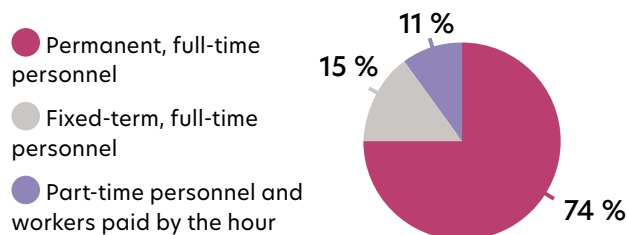
Total expenditure of museums was 291.4 million euros:



73 % of the museums' costs were met through public funding.


The average costs per museum were **1,996,046** euros.

The 2,709 person-years worked at the museums were distributed as follows:



On average, museums employed **13.4** permanent employees, **8.2** of whom had museum professional training.

Work contribution of volunteers was **31,760** hours in total.



867 new exhibitions were opened in museums.

On average, museums opened **6** new exhibitions.

Public events organised by museums:

- **54,114** guided tours
- **8,182** workshops
- **6,662** other events'

In the museum collections at the end of 2022:

- **4.9 million** objects in cultural history collections
- **369,000** works of art
- **15.5 million** objects/samples in natural history collections
- **23.8 million** photographs
- **90,000** audiovisual objects

151

professionally managed museums

124 museums that receive statutory state aid

27 other full-time museums

32* museums with regional responsibility

- 22 promoting regional museum operations
- 22 carrying out cultural environment work
- 17 implementing regional artmuseum tasks

17* museums with national responsibility

76 other municipal and private museums that receive statutory state subsidies

8 state and university museums

- 3 national museums
- 2 other state museums
- 3 university museums

19 other museums (municipal and private museums that do not receive statutory state subsidies)

Museum Statistics

Every year, the Finnish Heritage Agency collects statistical data on the finances, personnel, and operations of professionally managed museums. The statistics are based on information provided by the museums in the statistics survey. The aim of Museum Statistics is to offer as reliable an overview as possible on the professional museums operating in Finland.

In the Museum Statistics, **a museum** refers to an administrative unit that includes one or more museum sites. **A museum site** refers to a single site that is regularly open to the public. One museum may manage several museum sites. The information in the Museum Statistics applies mainly to museums. Only the information on visits and opening hours is also available by museum site.

Who provides data for the Museum Statistics?

The Museum Statistics cover all museums in Finland that are managed professionally and on a full-time basis by the state, municipalities, foundations, associations, and other communities. In 2022, the survey was sent to 151 museums, and almost all of them submitted at least a partial response to the survey.

In the Museum Statistics, the most important criteria of a professionally managed museum are:

- Museums must be units that operate on a statutory basis. This aim must be indicated in statutes of the museum
- Museums must be open to public on a regular basis and museum operations must be year-round

- Museums must either have an ownership of their collections or manage collections via deposition or based on another long-term contract
- Museums' collections must be accessible for their customers
- Museum must have at least one permanent, full-time employee with a professional education

Museum Statistics online service

The museum statistics on the years 2007–2022 have been published in the [Museum Statistics online service](#) (Museotilasto). The online service also includes statistics publications as well as annual tables published as open data under the [CC BY 4.0 license](#).

Attached tables and figures

[Finnish Museum Statistics](#): Tables 2022.

[Finnish Museum Statistics](#): Figures 2022.

Illustrations: Riku Ounaslehto
Layout: Days Agency

