

## **Czech Republic**

**Report by Jana Radová, Jaroslav Novák**

**National Information and Consulting centre for Culture, Czech statistical Office**

### **Introduction – Key Issues**

There are 479 museums, galleries and memorials with 325 branches in the Czech Republic, some of them are out of operation. When we talk about a branch we have in mind such out-station of a museum or gallery which is situated out of the seat of the museum or gallery but which integrates with the basic subject in an organisational entity. We understand as galleries these, which keep collection objects, then museums of fine arts, not selling galleries. Museums and galleries mostly operate several branches. Under the word “memorial” understand we such a room or object, where an exposition or an exhibition is installed.

The classification of museums and galleries according to the prevailing object of collections looks as follows: 109 of them were art, archaeology and history museums, 46 science and technology museums and ethnography museums and 203 general museums, 121 other museums.

Museums are responsible for the protection of moveable cultural heritage. The amount of collection objects on 31<sup>st</sup> December 2009 was 28 142 182 pieces, 14% of them were digitalized.

The Ministry of Culture constitutes the concept of museum activities. The government document about the care of the movable culture heritage in the Czech Republic for the years 2010 – 2014 postulated the following priorities:

- More efficient prevention of museum collections, in particular against the consequences of emergency situations
- Consolidation of the juridical and legislative environment where the care for movable cultural heritage is realized
- The support of acquisition activities of state-owned museums
- Solving the outstanding space a technical problems of museums
- Introduction of the system of accreditation
- The continuance of the digitalization of collections
- Involving of museums into educational processes and information networks

The Ministry of Culture established specialized museology-methodical workplaces for the branch of museology that provide information and services to the owners and curators and to the other interested people. These workplaces issue guidelines and texts and provide consultations. The workplaces are determined:

- For the issues of documentation and inventory of the collections with museum character, of the central collection register and of the export of collection objects abroad
- For the preservation and restoration of collection objects from the Czech museums

- For the testing and development of information technologies, mainly in documentation and register, but also in the protection and presentation of collection objects
- For communication of museums with children and youth (incl. handicapped people) and intermediate the access to the collections to this significant group of museum audience
- For the communication of museums with the audience, intermediation of collections, application of new technologies and methods for the collections presentation, for the virtual presentation of collections, for preparation of standards
- For the specialized museums of fine arts (galleries)

In 2009, NIPOS, that arranges for the Ministry of Culture the statistics for, starts to work on the project „Museums Benchmarking“. This method offers to every museum subject, which is involved in the project, to find out flexibly what results it achieves in selected performance indicators compared with other museums in the selected homogenous group. The project facilitates to follow trends of development. 55 museums applied into the pilot project till the end of 2009. Association of Museums and Galleries is also interested in the project.

### **Definition of Museum**

The museum activities follow the Law No. 122/2000 Coll., on the protection of collections of a museum nature, as subsequently amended. It gives the definition of museum, collection object, public services provided by the museum, issues of the central register of collections etc.

The collection with museum character is a collection that is in its whole important for the prehistory, history, art, literature, technology, natural or social sciences; it is composed by the set of collection objects (movable asset or immovable) that are collected by means of the human activity.

The museum is an institution that acquires and collects products of nature and human artefacts for the scientific and study purposes, that examines the original environment of such acquired products of nature and human artefacts, that creates collections of selected products of nature and human artefacts, that then preserves permanently these collections, registers them and expertly processes them, that enables utilization of them and makes them available by the way that guarantees equal access for all people without exception in their exploitation and accessibility through the providing of selected public services, whereas the main purpose of such an activity is not in principle achievement of the pecuniary gain. The gallery is a museum specialized to the fine arts collections.

The public services provided by the museum or gallery are services that serve to the satisfying the cultural, pedagogical, educational, and informational needs of the public. The public services are partly or in the whole funding by the public budgets.

The providers of standardized public services are those museums and galleries that are registered in the central register of collections. They have following duties: to make accessible the collection or collection objects by minimum of two museum exhibitions every year, to inform the public continuously about their collections and about the scope and methods of providing their services (discounts, physical accessibility, etc.).

The ministry registers the collections, whose owner is the Czech Republic or the territorial self-governing unit, into the central register. The collections of other owners are registered into the central register when is it the decision of the ministry based on the request of the collection owner. The

ministry registers only such collection into the central register that is placed on the territory of the Czech Republic and that incorporates minimum of five collection objects.

The central register is the open public information system. To tell the information about the collection owner and about the localization of the particular collection to the interested person when it is not the Czech Republic or regional self-governing unit, is possible just with the consent of the collection owner.

### **Existence of Museum – related Laws**

The following laws (acts) relate to the museum activities:

- Law No. 121/2000 Coll., on copyright, as amended
- Law No. 563/1991 Coll., on accountancy, as amended by Law No. 304/2008
- Law No. 20/1987 Coll., on state monuments preservation
- Law No. 203/2006 Coll., on certain kinds of cultural subsidies
- Law No. 499/2004 Coll., on archives and records management
- Law No. 257/2001 Coll., on libraries and the conditions for operating public library and information services
- Law No. 71/1994 Coll., on the sale and export of objects of cultural value
- Law No. 101/2001 Coll., on return of the illegal export of the cultural property
- Law No. 214/2002 Coll., on export of certain cultural goods from the tariff territory of the European Communities
- Law No. 89/1995 Coll., on the state statistical service, as amended

Law No. 155/1995 Coll., on pension insurance, as amended, should be used for the determination of the age limit by the securing of the standard of affordability, i.e. by the providing of admission discounts.

### **Categories used regarding Type of Collection**

The statistical research is performed once a year by the means of the Statistical Report that is unified for all types of museums. The Statistical Report is designed by the Ministry of Culture, than approved by the Czech Statistical Office and its exact wording is published in the Legal Code (Coll.).

On the one hand the performance data, on the other hand economical data are investigated. The following items/data are examined: subject performance, number and extent of permanent exposition, number and characteristics of collections and temporary exhibitions, then extent of the exhibition areas, the range of opening hours, types of reduced entrance fee, number of days free of charge, the possibility of the purchase of tickets via internet, number of collection objects incl. data about acquisitions and losses, borrows and loans, information about the use of internet, the number of professional employees and their activity, number of other employees, economy of the museum or gallery, activity of the library incorporated in the museum or gallery.

The data about the classification of galleries and museums according to the prevailing type of objects in collections and exhibitions, the number of the visitors who paid reduced fee on the base of special passes, the number of days opened to the public and the number of the evidence numbers of the digitalized collection objects are other types of data they are examined.

Data about the educational programmes for the various visitors groups (children, ethnic minorities, seniors and handicapped) are collected too. The number of titles issued by the museum or gallery is monitored. The new data item is, whether the property where the museum or gallery acts or which is used on the base of the lease contract, is promulgated the National Culture Monument or not.

### **Existing Data**

479 active museums were registered via statistical records in 2009. Compared to the development in last years it became apparent that the growth of number of museum institutions which was strong from the second half of nineties of XX<sup>th</sup> century evidently stopped.

The number of museum institutions established by the government, regions, municipalities and cities didn't change. Some changes in the number of institutions occurred at museums established by natural or legal persons, or by civic associations.

In terms of museum activity focus the largest group are multidisciplinary (general) museums. The largest group among the specialized museums are art museums (galleries) and museums of decorative arts. The more distinctive group are also museums focused on science and technology.

The museums in the Czech Republic administered more than 28,142 thousands of *registration numbers of museum collection* objects in 2009. Because more objects are often registered under one registration number in many branches (e.g. in archaeology, nature sciences, sets of manuscripts and printed documents etc.) it is necessary to consider *the number of collection objects (pieces)*. According to the realistic estimation there are about 65 millions of museum collection objects in museums in the Czech Republic.

The fact that many of museums operate in objects, which are National Culture Monuments (187 objects), and 535 objects have Immovable Culture Monument status, is a characteristic feature of the Czech museum management development (in contrast to many European countries). The operation of those objects is economically expensive, the possibility to use effective and up-to-date museum operation technologies are often limited.

In terms of museums activity outputs toward the public the most important activity are exhibitions; there was available total area of about 947 thousands square meters in statistically registered museums, 75 % out of this is the permanent exposition area and the remaining fourth part serves for temporary exhibitions. More than one third of arranged exhibition titles were the exhibitions that the museums lend among each other (or that were prepared as travelling). 118 exhibitions were prepared for abroad and vice versa, 58 exhibitions were borrowed from abroad. The number of permanent exposition didn't substantially change compared to previous years. Although new expositions came into existence, they mostly replaced those that were by various reasons closed.

The number of museum visitors varies in the same volume (9.2 – 9.7 millions of visitors) as in previous years with a mild increasing tendency. Just a bit above one third of visitors (35 %) paid for full admission, approx. the same amount (34 %) paid for reduced entrance fee and about 31 % of visitors came for free.

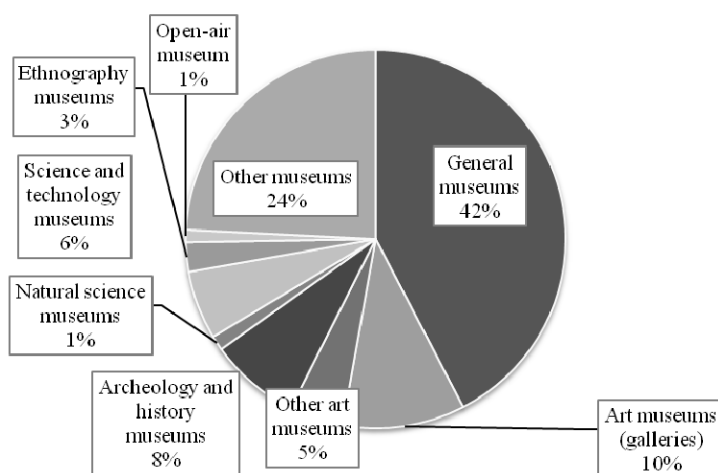
The museums organize various other cultural-educative programmes for public, professional conferences and workshops. The museums published 528 publications, 158 periodical anthologies and similar printed matter and 39 audiovisual works. Most of museums have their own www site.

43 % museums of total 479 have the (specialized) library with public access as a part of their organizational structure.

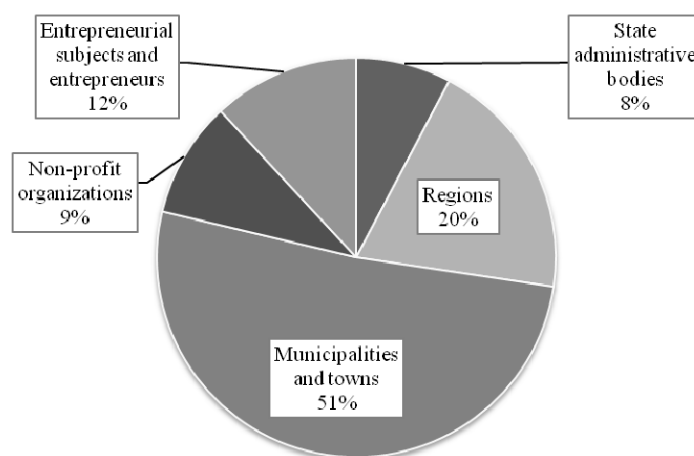
Data collection and processing is proceeding electronically since 2007.

### Basic Figures and Diagrams

| Museums Classification         |     |
|--------------------------------|-----|
| No. of museums                 | 479 |
| General museums                | 203 |
| Art museums (galleries)        | 50  |
| Other art museums              | 22  |
| Archeology and history museums | 37  |
| Natural science museums        | 6   |
| Science and technology museums | 28  |
| Ethnography museums            | 12  |
| Open-air museum                | 5   |
| Other museums                  | 116 |

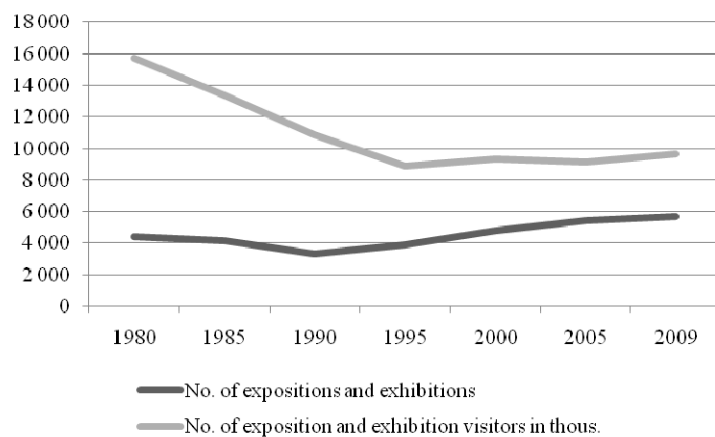


| Museums Establishers 2009                  |     |
|--|-----|
| No. of museums                             | 479 |
| State administrative bodies                | 37  |
| Regions                                    | 94  |
| Municipalities and towns                   | 246 |
| Non-profit organizations                   | 45  |
| Entrepreneurial subjects and entrepreneurs | 57  |

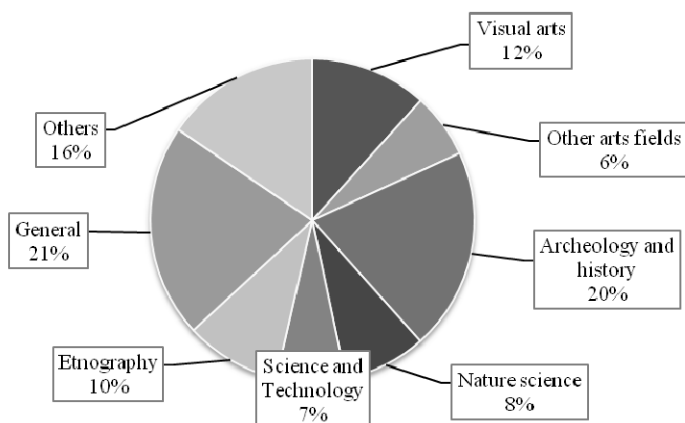


| Long-term development of expositions, exhibitions and visitors |        |        |        |       |       |           |           |   |
|--|--------|--------|--------|-------|-------|-----------|-----------|---|
| Indicators   | Year   |        |        |       |       |           |           | The average annual rate of growth 2009/2000 |
|  | 1980   | 1985   | 1990   | 1995  | 2000  | 2005      | 2009      |   |
| No. of museums   | 239    | 217    | 200    | 333   | 440   | 457       | 479       | 0,9   |
| No. of expositions and exhibitions                             | 4 389  | 4 182  | 3 293  | 3 912 | 4 777 | 5 420     | 5 702     | 2,0   |
| of which   |        |        |        |       |       |           |           |   |
| No. of expositions   | 925    | 927    | 696    | 964   | 1 492 | 1 691     | 1 833     | 2,3   |
| No. of exhibitions   | 3 464  | 3 255  | 2 597  | 2 948 | 3 285 | 3 729     | 3 869     | 1,8   |
| No. of exposition and exhibition visitors in thous.            | 15 725 | 13 336 | 10 899 | 8 915 | 9 323 | 9 132     | 9 660     | 0,4   |
| No. of visitors per 1 thous. of population                     | 1 523  | 1 290  | 1 052  | 863   | 908   | 892       | 921       | 0,2   |
| No. of cultural and educational programmes                     | *      | *      | *      | *     | *     | 15 068    | 19 397    | 6,5   |
| No. of visitors of cultural and educational program.           | *      | *      | *      | *     | *     | 1 102 169 | 1 540 818 | 8,7   |
| No. of libraries   | *      | *      | *      | *     | 272   | 272       | 246       | -1,1  |
| of which accessible to the public                              | *      | *      | *      | *     | 191   | 219       | 204       | 0,7   |
| No. of foreign tourists in thous.                              | *      | *      | *      | *     | 4 773 | 6 337     | 6 033     | 2,6   |
| No. of domestic tourists in thous.                             | *      | *      | *      | *     | 6 091 | 6 026     | 5 954     | -0,3  |

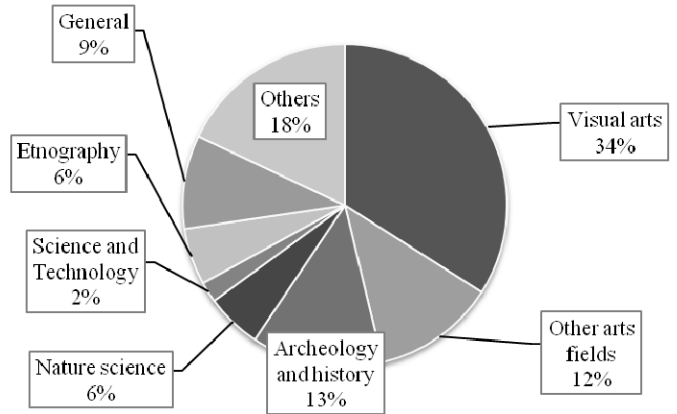
\* Data were not monitored



| Expositions in 2009 |                        |      |
|---------------------|------------------------|------|
| No. of Expositions  |                        | 1833 |
| of which            | Visual arts            | 214  |
|                     | Other arts fields      | 119  |
|                     | Archeology and history | 371  |
|                     | Nature science         | 152  |
|                     | Science and Technology | 126  |
|                     | Etnography             | 175  |
|                     | General                | 392  |
|                     | Others                 | 284  |



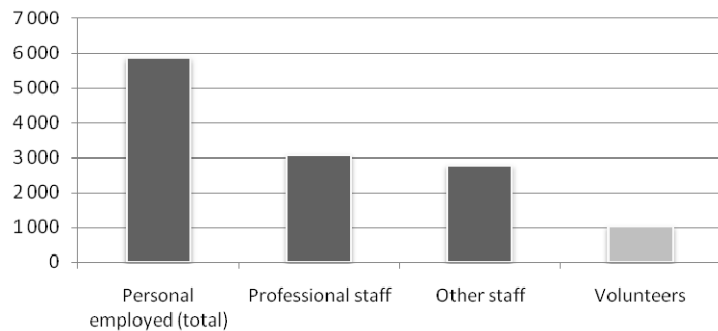
| <b>Exhibitions 2009</b> |                        |      |
|-------------------------|------------------------|------|
| No. of Exhibitions      | 3869                   |      |
| of which                | Visual arts            | 1317 |
|                         | Other arts fields      | 473  |
|                         | Archeology and history | 507  |
|                         | Nature science         | 215  |
|                         | Science and Technology | 80   |
|                         | Etnography             | 220  |
|                         | General                | 362  |
|                         | Others                 | 695  |



| <b>Museum Collections, Digitization</b>    |      |      |            |            |            |            |            |   |
|--|------|------|------------|------------|------------|------------|------------|---|
| Indicators                                 | Year |      |            |            |            |            |            | The average annual rate of growth 2009/2000 |
|  | 1980 | 1985 | 1990       | 1995       | 2000       | 2005       | 2009       |   |
| No. of museums                             | 239  | 217  | 200        | 333        | 440        | 457        | 479        | 0,9   |
| No. of registration numbers of collections | *    | *    | 25 682 687 | 42 714 035 | 42 081 749 | 31 317 771 | 28 142 182 | -4,4  |
| digitized                                  | *    | *    | *          | *          | *          | *          | 3 942 681  | *   |
| No. of conserved collections               | *    | *    | *          | *          | 566 086    | 482 100    | 254 322    | -8,5  |

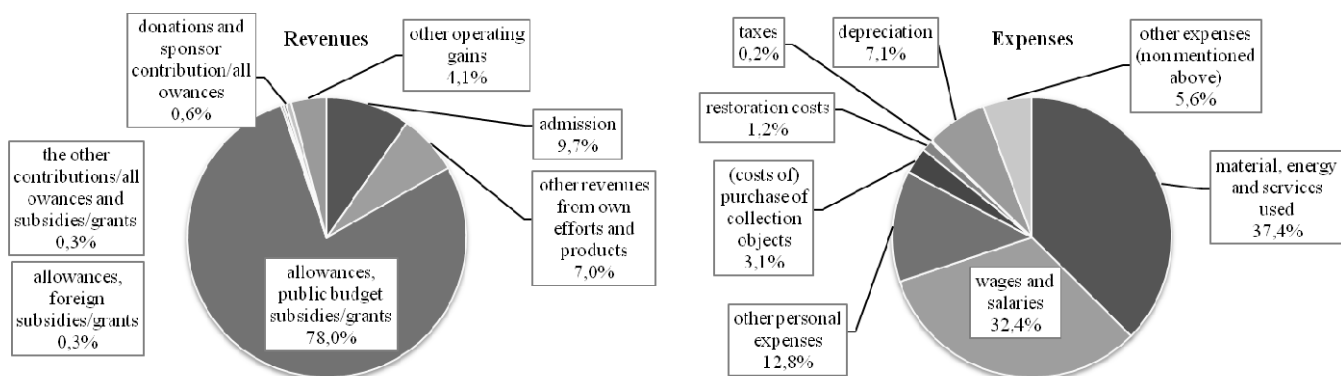
\* Data were not monitored

| <b>Museums staff 2009</b> |       |
|---------------------------|-------|
| No. of museums            | 479   |
| Personal employed (total) | 5 856 |
| Professional staff        | 3 075 |
| Other staff               | 2 781 |
| Volunteers                | 1 030 |



| <b>PC in museums 2009</b>            |       |
|--------------------------------------|-------|
| No. of PCs connected to the Internet | 4 401 |
| of which open to the public          | 251   |
| No. of employees with Internet acces | 4 447 |
| No. of employees with email adress   | 4 069 |

| Revenues and expenses for museums 2009 |   |        |
|--|---|--------|
| revenues                               | admission   | 9,74%  |
|  | other revenues from own efforts and products            | 6,98%  |
|  | allowances, public budget subsidies/grants              | 77,98% |
|  | allowances, foreign subsidies/grants                    | 0,26%  |
|  | the other contributions/allowances and subsidies/grants | 0,32%  |
|  | donations and sponsor contribution/allowances           | 0,60%  |
|  | other operating gains                                   | 4,11%  |
| expenses                               | material, energy and services used                      | 37,44% |
|  | wages and salaries                                      | 32,43% |
|  | other personal expenses                                 | 12,83% |
|  | (costs of) purchase of collection objects               | 3,11%  |
|  | restoration costs                                       | 1,21%  |
|  | taxes   | 0,19%  |
|  | depreciation  | 7,15%  |
|  | other expenses (non mentioned above)                    | 5,65%  |



## List of References

Details on the methodological aspects of this statistic, as well as the detailed results can be consulted in the section corresponding to statistics at Cultural Statistic Information on Web:

*Ministry of Culture of the Czech Republic*

<http://www.mkcr.cz/en>

*Czech Statistical Office*

<http://www.czso.cz/eng/>

*The National Information and Consulting Centre for Culture (NIPOS)*

<http://www.nipos-mk.cz/?cat=126>

*Association of Museums and Galleries of the Czech Republic*

<http://www.cz-museums.cz/> (Czech only)