

Croatia

Report by

Markita Franulic, curator

Museum Documentation Centre

Zagreb

Introduction – Key Issues

In 1991, Croatia became an independent state administratively divided into 21 counties which themselves are consisting of smaller units, such as towns and communities. After gaining its independence, Croatia started the process of passing new laws in line with the new administrative system. Some of those laws concerned the cultural heritage as well as the procedures of incorporating professional and other organizations into international bodies. Professional museum associations currently active in Croatia are the Croatian National Committee of ICOM and the Croatian Museum Association on the national level, and regional museum associations on the local level.

The State Institute for Statistics and the Museum Documentation Centre deal with museum statistics, i.e. they gather museum data, process and publish them. Every three years, the State Institute for Statistics gathers data on museums, galleries, and collections. The data for the year 2000 are available in the publication *Kultura i umjetnost 2000. Statistička izvješća (Culture and Art in 2000; Statistical Report)*. In the first half of 2004, the survey for the 2003 took place and the results are expected in September 2004. The structure of the form used to gather data is the same as that of the UNESCO's form, so that UNESCO could have the relevant data on Croatian museums. The research was conducted to include all the museums, galleries, and collections in Croatia, regardless of whether they exhibit items or whether they are open to public.

According to the National Classification of Occupations, museum activities are classified under "other social, welfare and personal service activities", under sub-category "recreational, cultural and sporting activities".

The Museum Documentation Centre (MDC), founded in 1955 as the central gathering point for documentation and communication of museums, has, from the beginning, been collecting information concerning museums and collections. From 1992 it keeps the Register of Museums, Galleries and Collections in the Republic of Croatia as a database that consists of several sets of data:

1. general information concerning the museum (name, address, type of museum, founder, year of founding, scope of activities, category of holdings, category of the museum building, time when it is open to the public, name of the director, branch collections or institutions, the existence of restoration or preparation workshops, the existence of a library);
2. information concerning collection management (name, head of the collection, type of collection, number of objects, number of inventoried objects, the existence of a computer database and its name, the number of electronically catalogued objects, the registering of the collection);
3. information concerning the professional staff (name, surname, gender, date of birth, qualifications, year of gaining certification, vocation, professional vocation, academic qualifications, personal email);
4. information concerning the museum's premises (permanent exhibition, occasional exhibitions, storage, office space, restoration workshop, photographic laboratory, library and reading-room, lecture-hall, museum shop, coffee shop and so on).

The Register is organized in line with professional criteria, but we should note that it does not derive from a system of registration as in some other countries.

The structure of the data gathered by the MDC does not correspond to the UNESCO structure because the latter is considered not to contain all the elements relevant for gaining a wider insight into the numerous aspects of the museum activity. In addition to that, UNESCO uses a blend of various criteria when defining museum categories, such as 'geographical' and 'material' together, a procedure completely unacceptable to museum professionals.

The Register includes institutions that meet the regulations of the Museum Act (166 of them in 2003) and those institutions that have holdings, but do not meet one or more of the other criteria as listed in the Act (40 of them in 2003).

Information for the Register is collected annually by means of a survey to which, usually, 75 to 90 % of the museums respond. Collections and museums owned by religious organizations are kept in a separate register because of their specific nature and the difficulties that arise in the collection of information. We have registered 125 such collections and museums (1). Information is collected through surveys that are carried out every two years. On the basis of the data from the Register, an annual analysis is made concerning the state of Croatian museums. This analysis is available to users and it has been published for the first time in *Informativa Museologica* 1/2 (2003), a publication published by MDC.

The Museum Documentation Centre has been publishing the *Museums in Zagreb - Annual Reports* since 1994, and the *Croatian Museums - Annual Reports* from 1999. (The reports are split because of organizational and financial considerations). Several issues of the *Museums in Zagreb - Annual Reports* have also been published electronically, with the possibility of search and sort functions (<http://www.mdc.hr/Izdavastvo/Izvjesca/index.htm>). The reports provide a review of the activities of the museums in the Republic of Croatia over the period of one year. It is structured according to the administrative and geographical divisions (by counties), as well as by a professional breakdown – according to 16 fixed entries and 63 sub-entries that provide the information with a systematic view for easy reference.

The set entries defined by the MDC are:

1. The acquisition of holdings;
2. Preservation;
3. Documentation;
4. Museum library;
5. Permanent exhibition;
6. Professional work (for example, professional assessments, loans, the writing of curators for publications, activities in professional associations, professional training, participation in congresses, professional and scholarly treatment of museum holdings, ICT projects etc);
7. Scholarly work;
8. Professional and scholarly symposia organized by the museum or in association with the museum;
9. Exhibitions;
10. Publishing;
11. Education;
12. Public relations;
13. Marketing;
14. Total number of visitors;
15. Finances;
16. Other activities.

The *Reports* as such are not a statistical publication, but they enable the elaboration of statistical reviews and analyses, as well as the tracing of trends and figures. From the initial 11 Zagreb museums (1994), we have advanced to a situation where we have information concerning 103 (2000), 105 museums (2001) and 117 (2002).

Definition of Museum / Existence of Museum-related Laws

The Museum Act, passed as a law in 1998, defines museum activity as an activity that is of interest to the Republic of Croatia, and one that is carried out as a public service. Although museum legislation existed earlier, in 1998 a uniform legal system was introduced which stipulated museums as independent units, and for the first time provided clear definitions of institutions that could work as museums and care for the movable cultural heritage.

“Museum activities are carried out by museums as institutions, as well as museums, galleries and collections within other institutions and legal entities under the provisions of the Act. In exceptional circumstances, museum activities are also carried out by galleries as institutions if they have museum holdings. Museum activities include: collecting, preservation and research of items from the field of civilisation, culture and the natural world, as well as their professional and scholarly cataloguing and systematisation within collections, the permanent protection of museum holdings, museum documentation, museum sites and finds, their direct and indirect presentation to the public through permanent and temporary exhibitions, as well as the publication of information and knowledge concerning museum holdings and museum documentation through professional, scholarly and other means of transmitting information.”

The conditions for founding museums are as follows:

- the existence of museum holdings and museum documentation,
- premises, equipment and resources for their work,
- professional staff.

The existence of these conditions is determined by the Ministry of Culture on the basis of the opinion provided by the Croatian Museum Council as a professional body. As we can see, the Act does not directly define a museum as institution, but rather museum activity as extended term. Also, the Croatian Museum Act does not include all institutions that ICOM defines as museums. However, the profession (partially) accepts ICOM's definition and Code of Ethics.

The Museum Act requires that seven sub-Acts or books of regulations be passed:

1. Regulations concerning the contents and method of keeping museum documentation concerning museum holdings – approved by the Parliament
2. Regulations that define the conditions and means of realizing access to museum holdings and museum documentation – approved by the Parliament
3. Regulations concerning the register of museums – approved by the Parliament
4. Regulations concerning the method and standards for joining the system of museums of the Republic of Croatia – approved by the Parliament
5. Regulations concerning the professional and technical standards for determining the type of museum, as well as types of museums and galleries within other institutions and other legal entities, for their operations, as well as for the storage and keeping of museum holdings and museum documentation
6. Regulations concerning the earning of qualifications for professional occupations – approved by the Parliament
7. Regulations concerning certification exams – approved by the Parliament.

Collections, including museum collections, need to be registered in appropriate (regional) offices of the Ministry of Culture – the Administration for the Protection of the Cultural Heritage.

The museum holdings and the museum documentation are protected as cultural assets to which the regulations concerning the protection of cultural assets apply.

According to the Museum Act, the System of museums, "museum network", made its first steps in functioning. It is based on the criteria of the type of museum and on the criteria of region. There are 6 councils: of art museums, of ethnographical museums, of archaeological museums, of technical museums, of natural science museums and of historical museums. There is also a regional subdivision of the system. The aim of the museum network is professional supervision of the work of museums, professional help, harmonization of geographical and professional development of museums, promotion of safekeeping and documentation of museum holdings. It is interesting that, for example, an archaeological collection in a complex museum takes part in the System of archaeological museums and the art collection in the same complex museum takes part in the System of art museums.

The State Institute for Statistics bases its research (2000) on the following definition of the museum activity and collections:

"The museum, gallery, and collection activity is a systematic gathering, registering, conserving, professional protection, scientific processing, and presentation of museum holdings and other material on permanent, temporary, and movable exhibitions. It also includes the promotion of the museum profession and cooperation with museum and other cultural and scientific institutions in the country and abroad. A collection is a group of items belonging to the field of natural and social sciences and arts, which may be independent (outside a museum), a part of an institution (such as school or civic centre), or privately owned."

There is no legal regulation regarding the use of the term 'museum', meaning that the use of the term is not limited only to those institutions exercising the activity determined by the Museum Act. However, when considering registration applications and the names of the companies concerned, the Commercial Court takes care to allow the term 'museum' in a company's name only if it cannot cause any misunderstandings regarding the activity of that company. For example, a company selling clothes could be registered under the name of *Museum Ltd*, but a company for conservation of paintings could not carry that name.

Categories used regarding Type of Collection

Museums in the Museum Documentation Centre's *Register of Museums, Galleries and Collections in the Republic Croatia* are divided into the following categories (2):

- general museums
- specialised museums
- museum collections
- permanent museum exhibition

General museums are divided into the following categories (3):

- national or regional museums
- local museums
- town museums

Specialised museums are divided into the following categories (4):

- historical museums
- archaeological museums
- art museums
- ethnographic museums
- natural science museums
- technical museums
- others (biographical, memorial, maritime, etc.).

The same typology that is applied to specialised museums is also applied to collections.

The State Institute for Statistics used the typology of museums, galleries, and collections established by combining the criteria of UNESCO, the MDC, and the Ministry of Culture but in the survey for 2003 it accepted the MDC typology. Also, the staff classification has been changed and harmonized with the MDC criteria.

Categories used regarding Type of Ownership

The Museums Act states the following:

Museums as public institutions can be founded by the Republic of Croatia, the counties, the City of Zagreb (as a separate county), towns and municipalities.

Museums as institutions can be founded by Croatian nationals and Croatian legal entities.

Museums, galleries and collections within institutions and other legal entities are founded by the founders of the institutions and other legal entities within which they function as subsidiaries or organizational units. A museum is always responsible to its founder.

In principle, the founder of a museum is also the owner of its holdings. The owner of the museum holdings and the owner of the museum building are not necessarily one and the same. However, the situation is somewhat different in practice. Regardless of who the founder is, most museum holdings are currently owned by the State. This state of affairs is most probably caused by changing so called social properties from the socialism era into State properties. Therefore, because of the current situation, ownership issues are dealt with separately and by the authorized institutions.

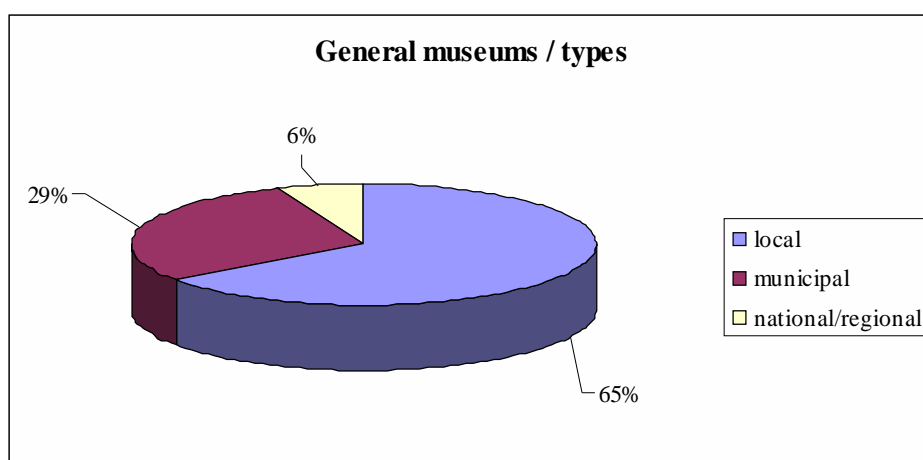
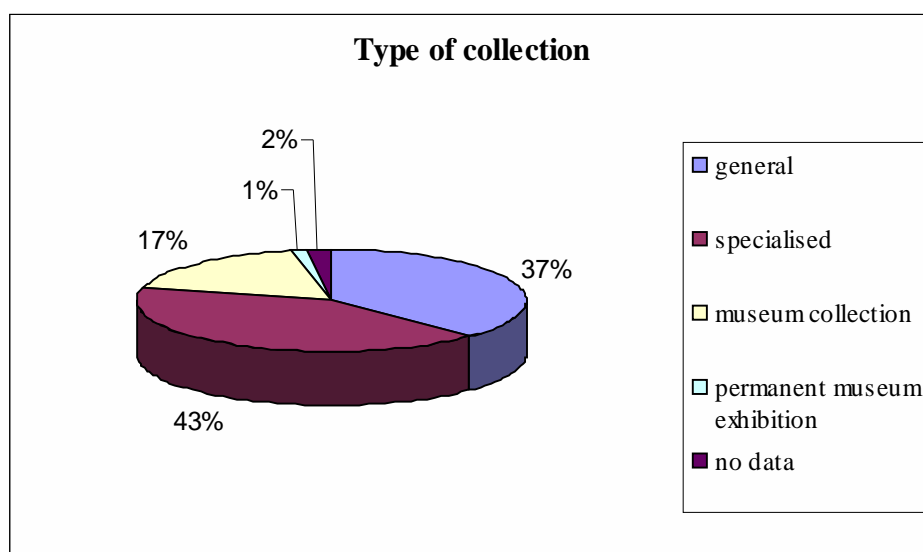
In order to register a museum, private owners should found their museum or collection as a public institution and must, therefore, respect not only the Museum Act, but also the Institution Act and other relevant regulations. Private owners remain owners of museum holdings.

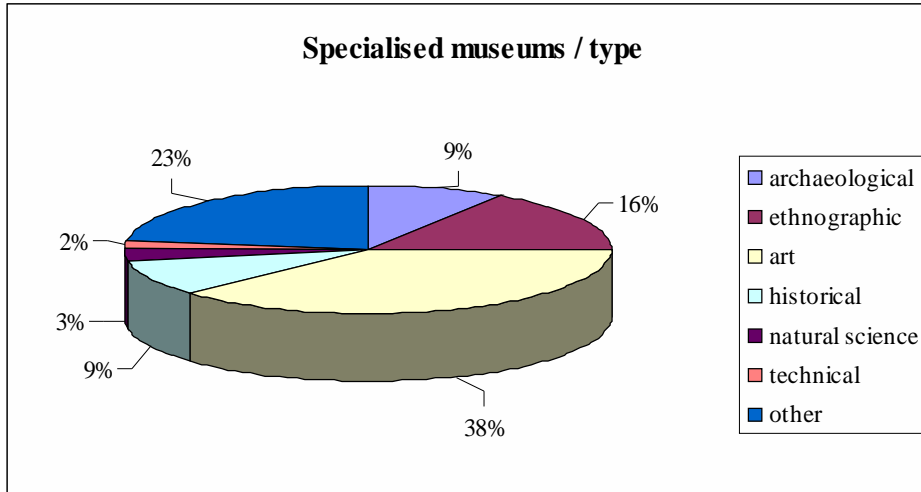
Existing Data – Basic Figures and Diagrams

Museum types

From the *Register of Museums, Galleries and Collections in the Republic of Croatia* (information for the year 2003) we can draw the following information based on the number of 206 sites (main museums and their branches, collections, archaeological sites, etc.):

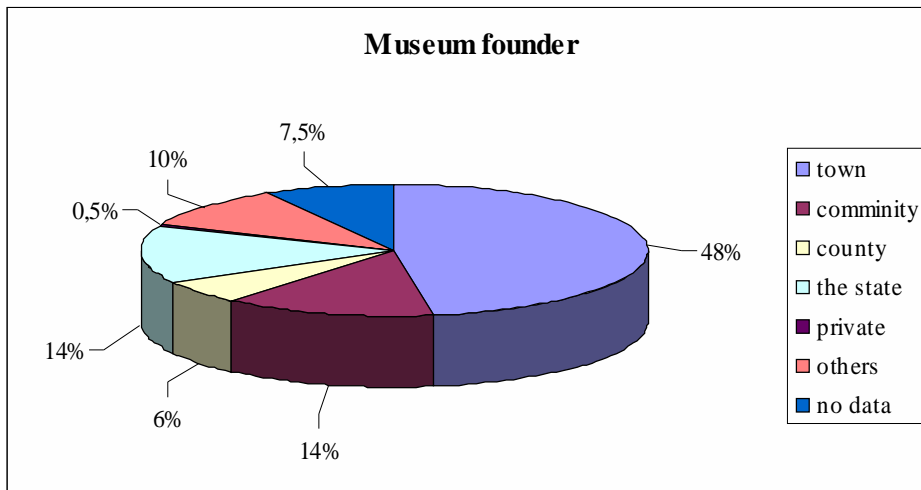
According to the type of museum, the situation is as follows:





Museum founder:

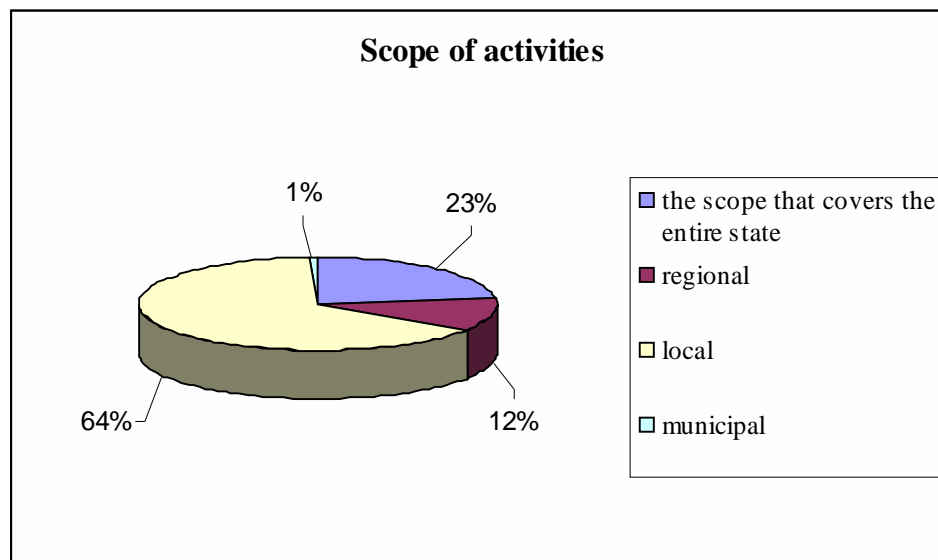
According to the founder of the museum, the situation is as follows:



That means that the local authorities are founders of 68% sites. Only 1 museum is private. "Others" refers to companies, the Academy of Science, associations.

Scope of activities

According to the scope of activities of the museum, the situation is as follows:



The reason for disproportion between the number of the state museums and the museums which are functioning on the state level is that most museums in the capital (Zagreb) whose field of competence is the whole State have chosen the town as the founder because some municipalities have more money than the State.

Croatia's museums are more or less evenly distributed in the whole country, with the largest number of museums in Splitsko-dalmatinska county (32) and the City of Zagreb (30). These are followed by Dubrovacko-neretvanska county (17), Istarska and Primorsko-goranska counties (15), Koprivnicko-krizevacka county (13), Krapinsko-zagorska county (12), Zadarska and Zagrebacka counties (9), Bjelovarsko-bilogorska county (8), Osjecko-baranjska county (8), Vukovarsko-srijemska county (6), Licko-senjska and Karlovačka counties (5), Brodsko-posavska, Sisacko-moslavačka and Sibensko-kninska counties (4), Varazdinska and Viroviticko-podravska counties (3), Medimurska county (2) and Požeško-slavonska county (1).

Museum staff

Data from the State Institute for Statistics for the year 2000

- total number of full-time museum employees: 1, 394.

Out of which:

Museum staff (SIS)	Scientific professionals	Professionals	Educators and guides	Technicians	Other	Employees working less than full-time	Collaborators working on contract (volunteers included)
	462	188	49	120	575	28	192

Data from the Register of Museums, Galleries and Collections in the Republic of Croatia for the year 2003: The data does not include administrative and ancillary technical staff, while work of volunteers in Croatian museums is still in its embryonic form. The number of professional museum staff in Croatia is increasing from year to year: from 695 persons in 1999 to 811 in 2003. Croatian museum

A Guide to European Museum Statistics

professionals are getting younger – the average age of a museum professional is 46, while in 1998 it was 49. Some 40% (320) of museum professionals work in the capital – Zagreb.

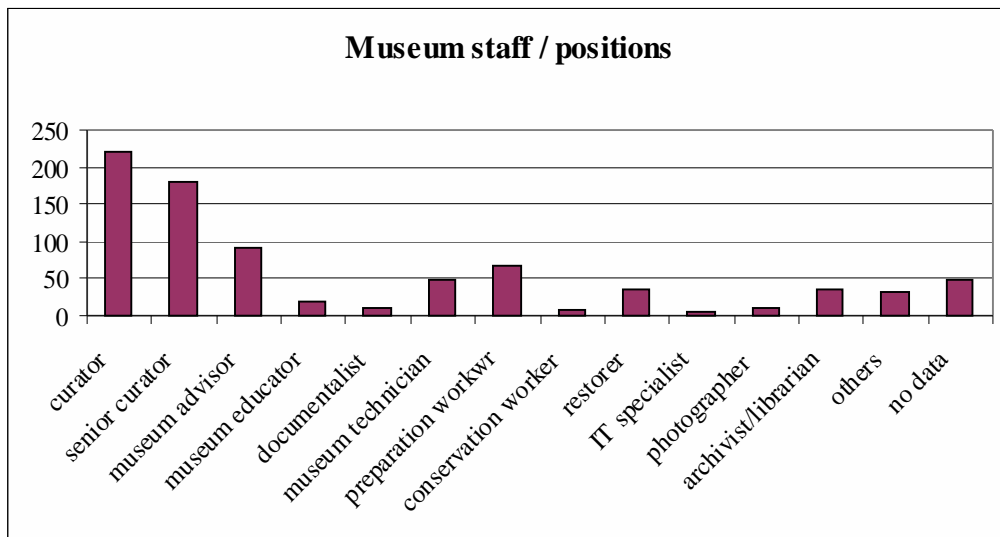
The structure of museum professionals according to academic qualifications is as follows:

Museum staff (SIS & MDC)	All staff	Museum profession
	1,394	811

Museum staff - education level (MDC)	MA and PhD	BA	2-year university degree	Secondary school	Lower
	18 %	60 %	4 %	13 %	3 %

The Museum Law defines the qualification structure of the museum professionals and that is the main reason for such structure of the professional staff.

The volunteers in Croatian museums are very rare but in the last few years a volunteer programme started. Volunteers usually are recently graduated students of museology, art history and other disciplines present in museums and after a one-year practice a volunteer can apply for the certification exam for curator. During the one-year practice the museum must pay insurance and taxes for the volunteer (about 150 Euros per month) and that fact is not encouraging for the museums.



The majority of museum professionals (63%) work as curators. Although only 18 persons (2%) are reported to be employed as museum educators, there is a larger number of people who work as educators in museums. The same situation exists with museum documentalists (12 persons / 1%). The reason is that up until recently there wasn't a professional exam for museum educators, and people who are in charge of educational activities in museums often are curators as well.

Although the national museum strategy is to employ more IT specialists in museums, Croatia's museums employ only 6 (less than 1%) IT specialists at the moment.

On the basis of data from the Register in the periodical *Informativa Museologica*, a statistical breakdown of museum staff by gender was published (5). The analysis shows that, in 2000, there were 58% women and 42% men in Croatian museums. The women were more numerous amongst curators (posts that require a university education), while men were much more numerous in the so-called “technical museum occupations” (museum technicians, photographers, preparation workers). The

analysis also shows that the situation is reversed in the case of museum directors (43% women: 57% men).

Furthermore, the Croatian Museum Council, the professional advisory body to the Ministry of Culture, had 29% women and 71% men. The situation changed until 2004 in the field of leading positions and especially in the Croatian Museum Council, but there were no researches regarding gender since 2000.

Collection Management

Data from the State Institute for Statistics for the year 2000:

The total number of items in Croatian *museums* is 4,442,981, out of which 3,106,069 have been inventoried and 135,163 exhibited.

The total number of items in *collections* in Croatia is 550,079, out of which 518,828 have been inventoried and 356,471 exhibited.

According to the *Register of Museums, Galleries and Collections in the Republic of Croatia*, Croatian museums hold 5,160,469 items in 1.170 museum collections and 637,798 items in 414 documentary collections (collections of photographs, slides, films, videos, maps and plans, documentation drawings, press-cuttings, audio recordings, digital and magnetic recordings, archives and others).

But one must be aware of the fact that not all the museums do know the exact number of the items in the museum collections (especially the archaeological and natural science museums and collections). The number of items in documentary collections also isn't the final number because many museums have not made an inventory of all such materials in their possession. That's why these numbers are not definitive and all the other data and the comparisons should take this into consideration.

Museum holdings (MDC)	Museum Collections	Museum Items	Documentary collections	Documentation items
	1,170	5,160,469	414	637,798

A total of 2,291,270 (44 %) of museum items held in museum collections have been inventoried.

Museum items (MDC)	Inventoried	Not inventoried
	44 %	56 %

36% of the museums have a computer database for the museum collection management. That is to say that the classical method, using inventory books and card registers, is used for treating 64% of the museum collections. Out of 1,170 museum collections, 465 use some kind of computer application software. Although there are over 25 application softwares currently in use (including some simple in-house products and MS spreadsheets) two predominant ones are *Promus* and *M++* which are museum specialised systems. The program *M++* is based on the CIDOC International guidelines for museum object information: the CIDOC information categories. After the decision of the Ministry of Culture to subsidize the acquisition of this program for the museums it will become the predominant software.

Here we are talking about collections and not museums because it is often found that different curators, even within the same museum, choose to use different software. 86 % of all computer processed museum material is in Zagreb museums (329,031 items).

Computer based processing (MDC)	Museum material	Documentation material
	36 %	14 %

Internet sites and email addresses

An initial impetus for Croatia's museums to use of Internet, was provided in 1996 by the MDC's project *Croatian Museums on the Internet*. It presented a number of museums and galleries (41) on Internet with general museum information, information about their activities, history, permanent displays and other departments / collections as well as a selection of the most valuable items.

ICT in museums (MDC)	Internet access	Website
	53 %	41 %

53% of Croatian museums have their own email address, i.e. internet access while 41 % have their own Internet pages. 24 museums are presented on Internet with their own website, 5 museums as a part of a complex institution to which they belong, 15 museums are presented on websites of the city and/or of local tourist association. Some museums (8) have even 2 websites: their own and one as a part of the MDC project.

Internet access in majority of the museums is for staff only. Application of ICT in Croatia's museums has most often been used in presentation of the most valuable museum items and collections on the museums' web sites and production of CD-ROMs, accompanying permanent/temporary exhibitions. Mobile technology has only recently started to be used in the museum sector.

Visitors

Visitors (MDC)	2003	2002	2001	2000
	1,901,000	1,474,000	1,402,500	845,000

According to the data from the State Institute for Statistics for the year 2000, the total number of visitors to various museums and collections in Croatia during that year was 1,194,285.

As we can see at first glance, the number of visitors in Croatian museums is growing. If we compare data from the year 2003 with those from 2000 we will notice an increase of 124%. But if we closer analyze the data we can notice that the number of visitors in most of the museums didn't grow as much as we could think from the general data. In fact more museums gave data about their visitors, especially several museums with a lot of visitors (Dubrovnik Museums-280,000 and Archaeological Museum of Istra – 333,000). There is an evident trend of a greater number of visits to heritage sites (archaeological sites, manor-houses, open-air museums and so on) than to museums themselves. Also, when museums undertake major exhibitions (“blockbuster projects”) the number of visitors increases greatly, and this is in part due to increased marketing and media support.

Exhibitions

The exhibition activity is the field of the most intense activity of the museums. In 2001 (source: Museum Annual Reports) in Croatia there were 873 exhibitions, i.e. 8,6 exhibitions per museum. 476 exhibitions were in the specialized museums and 397 in the general ones.

Exhibitions by type (in specialized museums)

Type of exhibition	Art	Archaeological	Historical	Ethnographic	Natural science	Technical	Other (didactic, complex, children's works)	Total
Number of exhibitions	517	44	90	47	15	6	154	873
Percent	59	5	10	5	2	0,7	18	

Similar trends also in 46 general museums

Type of exhibition	Art	Archaeological	Historical	Ethnographic	Natural science	Technical	Other (didactic, complex, children's works...)	Total
Number of exhibitions	23 6	14	55	24	1	0	67	397
Percent	59	4	14	6	0,3	0	16,7	

There is a great disproportion between art exhibitions and other types of exhibitions. This is the result of the large number of art museums and collections, but it is also connected to the fact that only 17% of the exhibitions were prepared with museums holdings. For 46%, the authors of the exhibitions were curators from the museums that organized the exhibition. Outside museums, but organized by the museums, 186 exhibitions took place: in schools, libraries, bookshops, shop windows, banks, hotels, churches, etc. 33 exhibitions from Croatian museums took place outside Croatia (mostly in neighboring countries) while 78 exhibitions from different countries took place in Croatian museums. 396 exhibitions had accompanying publications (catalogues, flyers, posters) (6).

Publications

According to type of museum publication, the largest segment is that of catalogues of temporary exhibitions (78%), followed by informative leaflets/brochures (6%), monographs and periodicals (4%), other types of publications (3%), museum guides and permanent exhibition catalogues (2%), anthologies (1%), annual reports and bibliographies (0.4%). According to the type of museum, general and specialised museums publish almost the same amount of publications (general museums: 45%, specialised museums: 43%). Among general museums, the ones publishing the most are local museums (24%), which are the most numerous. Among specialised museums, the ones publishing the most are art museums (28%) (7).

Acquisition

With respect to the acquisition of holdings there is an evident lack of financial resources, so that the majority of additions are made through donations or fieldwork (archaeological exploration, ethnographic tours and so on). In 2001 (source: Museum Annual Reports) in Croatian museums there were 28% purchases, 32% donations, 27% acquisitions through fieldwork, while in other ways (exchange, inheritance) there were 13% acquisitions (8).

There is a similar problem with respect to museum libraries, which make additions to their holdings mainly through donations and exchange, while the number of bought books is extremely small.

Protection / Conservation

We divide protection into preventive protection, which is the most frequent case, and into restoration and conservation, which depend on financial resources, and these forms of protection are frequently financed by the Ministry of Culture.

Restoration or preparation workshops

Restoration or preparation workshops can be found in 22% of Croatian museums.

Premises (permanent exhibition and storage)

85% of the museums have premises for their permanent exhibition, while 80% of the museums have a storage area.

Museum Buildings

Most of the Croatian museums are housed in historical buildings that were built for various initial purposes (forts, palaces, banks, monasteries, manor-houses and so on) that date from the 10th to the 19th century. Two buildings were expressly built to house museums in the 19th century, and 8 more in the 20th century. Three new museum buildings are being built at the moment.

Education

Education in museums is primarily directed at the youngest museum visitors and schoolchildren, but there are also some educational programmes whose target audience are retired persons, families, etc. The majority of these projects are arts and crafts workshops related in some way to temporary exhibitions and national and religious holidays (Carnival, Easter, Christmas). Since 1997, museum educators and curators in Croatia have been organizing a special educational programme, aimed primarily at school children but also at all who want to take part, to mark the International Museum Day (18 May). It has proven very successful and every year the number of participants is increasing.

Funding

A feature of the financing of Croatian museums (except national museums) is that the running costs of operating the museum and a part of the programmed activities are financed by the founders (mostly local authorities), while the State takes on the financing of the running costs of the museums whose founder it is and of a part of special projects, especially archaeological excavations or major investments (restoration of buildings, permanent exhibitions).

The costs of a museum itself (any material damage and the employees' salaries) are the founder's responsibility, and museums apply annually for the additional financing offered by the Ministry of Culture or local authorities. Those financings cover various projects, such as exhibitions, publications, acquisitions, protection, field research, and other professional activities. Special committees may also be appointed to approve and fund occasional special projects.

Public cultural expenditure: sector breakdown of the budget of the Ministry of Culture, 2002 (9)

Activity	Total Budget	
	HRK	Euros
Investment support	61 005 500	8 235 835
Archival activities	41 275 514	5 572 257
Protection of cultural monuments	154 682 692	20 882 398
Independent artists	27 791 644	3 751 914
Art and museums-galleries	56 960 432	7 689 745
Music-theatre	68 277 688	9 217 592
Literary publishing and libraries	58 152 793	7 850 715
Cinematography	35 359 220	4 773 548
Art, alternative culture and youth culture	4 765 500	643 350
International co-operation	10 948 838	1 478 110
Activities of associations	5 557 500	750 271
Computerisation	3 021 179	407 864
HINA - Croatia News Agency	16 148 000	2 180 004
Total	543 946 500	73 433 603

Source: *Kulturni razvitak*, periodical of the Ministry of Culture of the Republic of Croatia.

List of References

Data taken from:

- The Register of Museums, Galleries and Collections in the Republic of Croatia, Museum Documentation Centre, Zagreb
- Zagreb Museums – Annual Reports 2000., Zagreb: Museum Documentation Centre, 2001
- Zagreb Museums – Annual Reports 2001., Zagreb: Museum Documentation Centre, 2002
- Croatian Museums – Annual Reports 2000., Zagreb: Museum Documentation Centre, 2001
- Croatian Museums – Annual Reports 2001., Zagreb: Museum Documentation Centre, 2002
- All data provided by the State Institute for Statistics were taken from the publication *Kultura i umjetnost u 2000. / Art and Culture in the year 2000*, 1145, Statistic Report, the State Institute for Statistics, 2002
- The Museum Act, Narodne novine, 1998
- Regulations concerning the register of museums, Narodne novine, 1999
- Regulations concerning the contents and method of keeping museum documentation concerning museum holdings, Narodne novine, 2002
- Regulations that define the conditions and means of realizing access to museum holdings and museum documentation, Narodne novine, 2002
- Regulations concerning the method and standards for joining into the system of museums of the Republic of Croatia, Narodne novine, 2002
- *Kulturni razvitak*, periodical of the Ministry of Culture of the Republic of Croatia

Notes:

- 1) Laszlo, Želimir. Museums, Collections and Treasuries Owned by Religious Communities. // *Informatica Museologica*. 32 (3/4), 2001
- 2) The typology is taken from: Maroevic, Ivo. Uvod u muzeologiju / Introduction to Museology. Zagreb: Zavod za informacijske studije, 1993
- 3) The classification of general museums is taken from: Mensch, Pieter J. A. Towards a methodology of museology. PhD thesis. Zagreb: University of Zagreb, Faculty of Philosophy, 1992
- 4) The typology is taken from: Maroevic, Ivo. Uvod u muzeologiju / Introduction to Museology. Zagreb: Zavod za informacijske studije, 1993
- 5) Franulic, Markita, Muzealci u brojkama (zastupljenost prema spolu u hrvatskim muzejima / Museum professionals by numbers – the gender breakdown in Croatian museums. // *Informatica Museologica* 32 (1/2), 2001
- 6) Cukrov, Toncika; Franulic, Markita; Laszlo, Želimir; Radovanlija Mileusnic, Snežana. The Analysis of the Reports of Croatian Museums in 2001. // *Informatica Museologica* 33 (3/4), 2002
- 7) Radovanlija Mileusnic, S. A Review of the typology, the formal content and features of museum publications. // *Informatica Museologica* 32 (3/4), 2001
- 8) Cukrov, Toncika; Franulic, Markita; Laszlo, Želimir; Radovanlija Mileusnic, Snežana. The Analysis of the Reports of Croatian Museums in 2001. // *Informatica Museologica* 33 (3/4), 2002
- 9) Cultural Policies in Europe: a compendium of Basic Facts and Trends,
<http://www.culturalpolicies.net>